

Laura Taylor Davis
Brazos County Treasurer
ldavis@co.brazos.tx.us

200 S. Texas Avenue, Ste 240
Bryan, Texas 77803
Tel: 979-361-4345

DATE: January 31, 2012

TO: Hon. Duane Peters, County Judge
Hon. Lloyd Wassermann, Commissioner
Hon. Sammy Catalina, Commissioner
Hon. Kenny Mallard, Commissioner
Hon. Irma Cauley, Commissioner
Candy Gallego, Administrative Assistant

FROM: Laura Taylor Davis, County Treasurer

RE: Quarter Ending 12/31/2011 Investment Report

This report is made in accordance with provisions of Gov.Code 2256, The Public Funds Investment Act, which requires quarterly reporting of investment transactions to the Commissioners' Court.

The Brazos County Investment portfolio earned an average yield of 0.0900% on the quarterly *average balance* of \$2,346,407.40 invested with TexPool for the period ending 12/31/2011. Investment interest deposited during the quarter was \$536.79. Actual ending balance for December 31, 2011 was \$2,346,584.36.

The average rate of interest earned on the depository checking account balances for the quarter ending 12/31/2011 was 0.3633% netting \$45,406.97 on an *average depository investable balance* of \$49,584,152.01.

Total year-to-date interest earned: \$45,943.76

Investment Strategy

The Brazos County Investment Strategy will remain unchanged, keeping investments very short-termed & liquid. With the safety of principal as the foremost objective of the County's investment policy followed by liquidity and yield - it seems prudent to continue keeping the majority of available funds in the County's depository where all funds are 110% collateralized.

For diversification the County has an investment account with TexPool that provides the safety of an overnight market.

Brazos County's depository contract earns .35% above the 90 day T-Bill.

Points to note:

1) Fed funds rate of 0.00% to 0.25%, a flat yield curve, U.S. national debt problems as well as credit problems in Europe.

2) The Funds Management Group, Inc. end of year newsletter began with the headline of "2011 - A Painfully Boring Year for Investors"... "Investors and portfolio managers in all sectors found it difficult - if not impossible - to make money in 2011. Public sector treasurers faced yields just marginally above 0% in the short fixed income markets all year."...

3) The TexPool January 2012 monthly newsletter in reference to December 2011 stated "Normal year-end window dressing and other seasonal factors accounted for the dearth in repo supply, which effectively pushed some overnight rates down into the single digits"...

Summary of Portfolio Changes

The deposit of interest is the only portfolio change to balances at this time and the Weighted Average Maturity of investments remains at 1 day due to the liquidity of funds invested with TexPool and on deposit at CitiBank of Texas

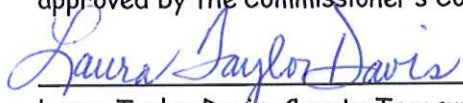
FY 2012 INTEREST RATES AND EARNINGS BY MONTH

	TexPool Interest	Interest Rate	Cking Acct Interest	Earnings Credit Rate
October 2011	167.23	0.0800	13,991.12	0.3600
November 2011	208.23	0.1100	13,797.70	0.3700
December 2011	161.33	0.0800	17,618.15	0.3600
Q/E 12/31/2010	536.79	0.0900	45,406.97	0.3633


Attached are the following reports:

- 1) Cost Amount Summary of Investments by Fund
- 2) TexPool Quarter End Activity Report
- 3) Investments by Fund Group and Strategy Type


To the best of our knowledge the investment portfolio in this report conforms in all respects to the Investment Policy of Brazos County and is being managed under the investment strategy of said policy as approved by the Commissioner's Court of Brazos County.



Laura Taylor Davis, County Treasurer, CIO



Date



Terri White, Chief Deputy Treasurer, CIO



Date

COST AMOUNT SUMMARY OF INVESTMENTS BY FUNDS

General Fund

TexPool

\$ 2,346,584.36

Total Cost of all funds invested for the month of December 2011

\$ 2,346,584.36

Book Value is the same because all investments are with TexPool and the Share Price is maintained at \$1.00

TEXPOOL QUARTER ENDING 12/31/2011 ACTIVITY REPORT

FUND 1 - POOLED FUND GROUP

DATE	DESC.	GENERAL FUND		TOTAL
09/30/11	BALANCE	\$ 2,346,047.57	\$ -	\$ 2,346,047.57
10/31/11	October Interest	\$ 167.23	\$ -	\$ 167.23
10/31/11	October Balance	\$ 2,346,214.80	\$ -	\$ 2,346,214.80
11/30/11	November Interest	\$ 208.23	\$ -	\$ 208.23
11/30/11	November Balance	\$ 2,346,423.03	\$ -	\$ 2,346,423.03
12/31/11	December Interest	\$ 161.33	\$ -	\$ 161.33
12/31/11	December Balance	\$ 2,346,584.36	\$ -	\$ 2,346,584.36

INVESTMENTS BY FUND GROUP AND STRATEGY TYPE

FUND 1 - POOLED FUND GROUP		
General Fund		\$ 2,346,584.36
Health Endowment Fund		\$ -
State Lateral Road		\$ -
Courthouse Security		\$ -
Strategy Type:	OPERATING FUNDS	\$ 2,346,584.36
General Obligation Debt Svc.		\$ -
Strategy Type:	DEBT SERVICE FUNDS	\$ -
General Permanent Impv.		\$ -
Exposition Center Fund		\$ -
Strategy Type:	SPECIAL PROJ. & PERM.IMPV.DEBT	\$ -
Fund 1 - Group Total		\$ 2,346,584.36

BOOK VALUE OF ALL INVESTED FUNDS FOR DECEMBER 2011 \$ 2,346,584.36